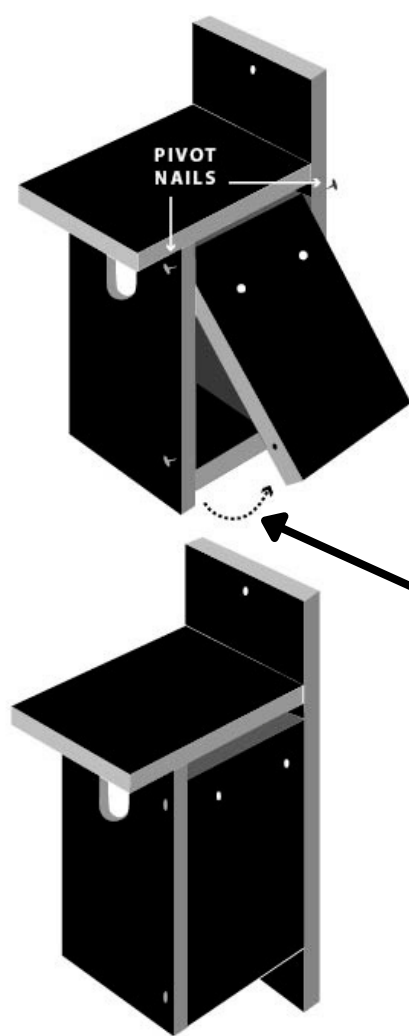
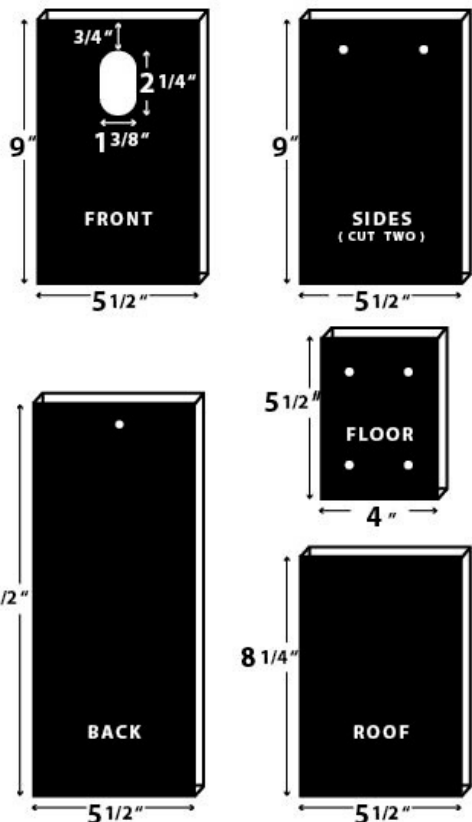




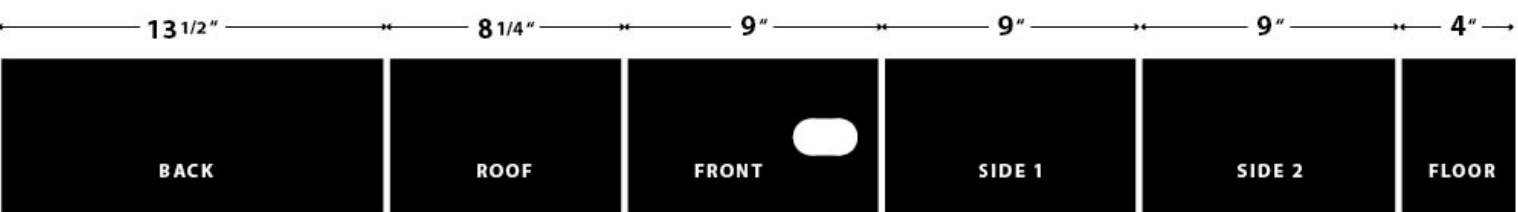
WESTERN BLUEBIRD NEST BOX PLANS

All you need is 1 board, a saw and screws or nails



Western Bluebirds can nest up to 3 times a season. Adding the pivoting board to the side enables you to easily clean out the nest box after each nesting.

The small hole at the bottom is where you insert a nail or screw to keep other critters out



LUMBER: 1" X 6" X 6'

NOTE: These dimensions are for 3/4" thick board. Some cedar boards are 7/8" thick...So, the floor would have to be cut 3 3/4" wide instead of 4".



BSafford Real Estate
Clearing the path to your dream home
bsafford@windermere.com
503-970-1322
Email, call, or text!

